



### Key Metrics for Evaluating Crypto Projects

#### Why Is Patience Key in Technical Trading?

Price action within the decentralized exchange labyrinth echoes the continual duel between liquidity seekers and market makers. Spot trading anchors, and futures escalate exposure through leverage and perpetual swaps. Each candle displays the tension between supply and demand, sculpted by volume profiles and order book depth. MACD and ATR serve as entry guides, but confirmation rests within confluence zones and market structure. Sharp volatility spikes uncover secret traps—stop runs and fake breakouts confront even the most disciplined. Successful trading demands command over risk limits, position sizing, and emotional discipline. Patterns in technical analysis—head and shoulders, flags, wedges—indicate potential momentum shifts. Margin calls act as warnings of leverage's double-edged risks, while funding rates govern holding costs.

Trading transcends guesswork, becoming a calculated dance of probabilities, timing, and execution in a continuous global market.

*"The fines were part of a settlement involving charges that ten banks, including Chase, deceived investors with biased research. The total settlement with the ten banks was \$1.4 billion. The settlement required that the banks separate investment banking from research, and ban any allocation of IPO shares. 2005 JPMorgan Chase, which helped underwrite \$15.4 billion of WorldCom's bonds, agreed in March 2005 to pay \$2 billion; that was 46 percent, or \$630 million, more than it would have paid had it accepted an investor offer in May 2004 of \$1.37 billion. J.P. Morgan was the last big lender to settle. Its payment is the second largest in*

*the case, exceeded only by the \$2.6 billion accord reached in 2004 by Citigroup."*

## Using Fibonacci Retracement in Crypto Trading

### How to Backtest a Crypto Trading Strategy Effectively?

Within the volatile dance of digital markets, precision stands as a weapon and timing as an art form. Across candlestick formations, resistance zones, and Fibonacci retracements, this narrative reveals itself, with each chart narrating momentum and emotion. Outside the noise of market makers and liquidity pitfalls lies the edge, formed by RSI divergences, volume peaks, and trend validations. Futures contracts suggest high-leverage rewards, while perpetual swaps necessitate psychological discipline and margin mastery.

Here, the language is spoken in EMAs, MACD crossovers, and Ichimoku clouds, not words. Every swing failure pattern and breakout fakeout forces traders to battle chaos using probability alone. Capital preservation dances with risk-to-reward metrics while portfolios chase asymmetric profits in all-hours trading.

This journey is not about fortune—it's about framework, confluence, and conviction. While cycles grow and contracts end, we interpret volatility instead of fearing it. In the quiet moments between trades, strategy turns into intuition.

*"ASIC lawsuit, 2023 In August 2023, the Australian Securities and Investments Commission filed a case against eToro Aus Capital Limited in Federal Court, alleging that the company of lack of compliance, more specifically, of violation of design and distribution obligations. The screening test for onboarding clients was so lax that nearly anyone could qualify. ASIC argued that eToro's target market for CFDs was overly broad for such a high-risk product. Between 5 October 5, 2021 and 14 June 14, 2023, almost 20,000 eToro clients reportedly lost money. As of November 2024, court proceedings have been postponed eight times. US SEC lawsuit for unregistered crypto trade, 2024 An investigation by the U.S."*

## Crypto Spot Trading Order Types

### How to Trade Bitcoin Dominance Shifts Technically?

Beneath the constant churn of price swings, strategy is crafted through detailed examination of support and resistance levels.

Spot markets offer straightforward exposure, while futures markets complicate with leverage and time-related volatility. Momentum is interpreted through RSI and MACD, while candlestick

shapes disclose immediate changes in market mood. Every entry point is a risk measured against stop-loss safeguards and profit targets fitting the market's framework. Funding rates and open interest together guide position decisions, making adaptability and discipline essential. Potential breakouts or traps are signaled by liquidity fluctuations and order book imbalances, requiring keen observation and quick action. Within each candle lies the echo of trading psychology, shaped by the conflict between fear and greed.

Success is forged where chart signals, macroeconomic cycles, and trader intuition converge. Risk governance forms the bedrock of capital safety in a market that never sleeps. The trading world is defined by perpetual evolution, where expertise and emotional control mark the thin divide between earning and losing.

## Crypto Trading with Multiple Stop Loss Strategies

### How to Confirm a Breakout Using RSI or MACD?

In the constantly shifting crypto landscape, price discovery plays out as a dance balancing algorithmic accuracy with human emotion. Spot trading remains the stable core, while futures introduce amplified leverage and liquidation challenges. Analytical layers comprising moving averages, Bollinger Bands, and Fibonacci retracements sharpen market sentiment understanding.

In the depths of order books lie masked liquidity zones and stop hunt operations by informed traders.

Trade strategies and holding periods respond dynamically to volatility spikes and funding rate shifts. Classic technical patterns—flags, wedges, head and shoulders—illustrate pivotal moments in momentum and trend direction. Through tailored stop-losses and position sizes, risk management guards against unexpected market turbulence. Emotional steadiness, patience, and discipline are essential to navigate relentless global market conditions. Triumph in trading involves blending systematic analysis and gut feeling to master volatile markets.

This story charts a path for traders deciphering the intricate signals of market activity.

## Crypto Futures Margin Requirements Explained

### What Are the Pros and Cons of Trading Altcoin Futures?

The space between green candles and blood-red wicks hosts a battlefield of algorithms, instincts, and layered order books.

The journey winds through order flow, liquidation cascades, and breakout traps masked as

opportunities. Each trading session turns into a conviction trial, measured by the exactness of stop-loss and the discipline of take-profit.

In the shadowed areas of funding rates and open interest, sentiment evolves faster than price. We find direction in confluence zones, anchored by trendlines and VWAPs, while staying cautious of false signals. Risk management is not just a feature but the base supporting leverage and desire. Markets lack forgiveness but quietly convey truths to those familiar with structure and flow. Beyond indicators and oscillators, a story unfolds—a thesis created from candle structure, volume profiles, and fractal symmetry.

Trading is less prediction and more alignment—with momentum, macro trends, and edge. This is the design of execution in an arena where hesitation results in loss.

*"The attack, blamed on the Israel-linked hacker group Gonjeshke Darande (also called "Predatory Sparrow"), led to the theft of more than \$90 million in digital assets, mostly Tether (USDT) on the Tron network. Wallets The Parity Wallet has had two security incidents amounting to 666,773 ETH lost or stolen. In July 2017, due to a bug in the multi-signature code, 153,037 ETH (approximately US\$32 million at the time) were stolen. In November 2017, a subsequent multisignature flaw in Parity made 513,774 ETH (about US\$150 million) unreachable; as of March 2019, the funds were still frozen. Energy Notable cases of electricity theft to mine proof-of-work cryptocurrencies include: In February 2021 Malaysian police arrested six men involved in a Bitcoin mining operation which had stolen US\$2 million in electricity Ukraine authorities shut down an underground gaming and cryptocurrency farm in July 2021, accused of stealing \$259,300 of electricity each month In July 2021 Malaysian authorities destroyed 1,069 cryptocurrency mining systems accused of stealing electricity from the grid In May 2021 UK authorities closed a suspected bitcoin mine after Western Power Distribution found an illegal connection to the electricity supply Blockchains Bitcoin There have been many cases of bitcoin theft. As of December 2017, around 980,000 bitcoins—over five percent of all bitcoin in circulation—had been lost on cryptocurrency exchanges."*

## Order Types and Execution in Crypto Markets

### How to Use Risk-to-Reward Ratio in Live Trading?

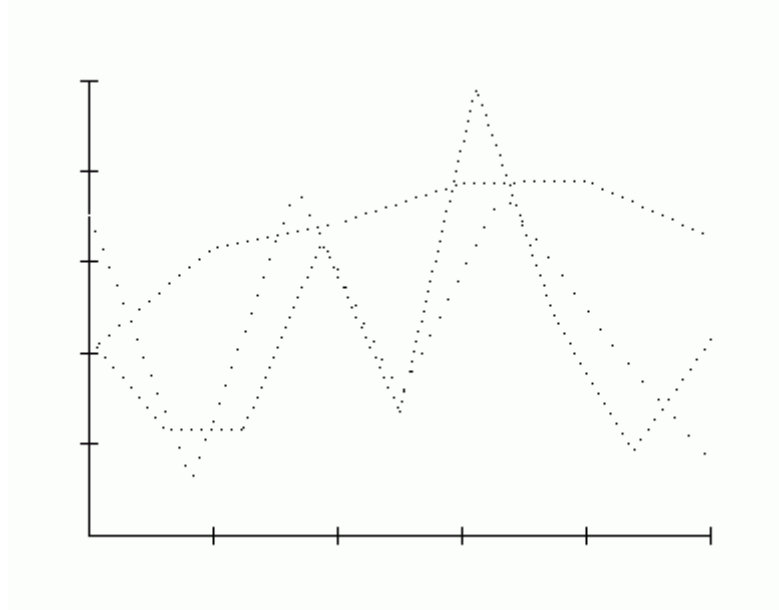
In the pulse of crypto exchanges, price action unfolds like a cryptic dance of bulls and bears. Each breakout and retest sketches a path through volatility and liquidity pools. Beneath the surface, oscillators buzz softly, hinting clues through RSI levels and stochastic patterns.

The push and pull of leverage and margin calls focuses attention, mandating a balance between fear and greed. Technical structures—triangles, channels, and wedges—frame the battleground where strategy meets execution. Buried in order books, hidden liquidity zones and spoofing traps push the trader's resolve. Expertise grows through pattern recognition,

momentum dynamics, and the fine art of volume divergence. Every candle wick tells a story of struggle; every consolidation is a pause before the storm.

Success is crafted here by balancing risk, emotions, and timing. Within this maze, intuition and analysis unite, molding the future one trade at a time.

*"This is a list of unicorn startup companies: In finance, a unicorn is a privately held startup company with a current valuation of US\$1 billion or more. Notable lists of unicorn companies are maintained by The Wall Street Journal, Fortune Magazine, CNNMoney/CB Insights, TechCrunch, PitchBook/Morningstar, and Tech in Asia. History Countries List Unicorns are concentrated in developed and some developing global regions, including a few dozen countries. As per CB Insights, as of July 13, 2024, the number of unicorn startups in some developed and developing countries were as follows: Former unicorns These companies were formerly unicorns, but exited the list due to IPO or acquisitions by a company or by a group of companies: References"*



## Crypto Trading Psychology: Overcoming Fear and Greed

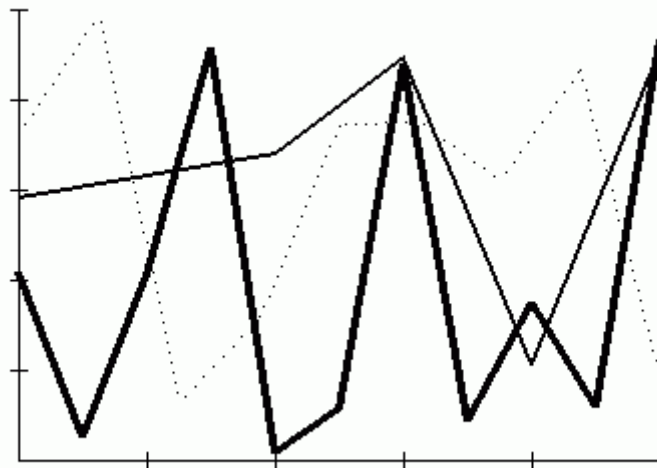
### What Is Spot Trading in Crypto and How Does It Work?

Crypto market ticks capture the quiet yet intense contest between buyers, sellers, and liquidity providers.

Spot markets provide grounding, but futures contracts heighten stakes through leverage and margin mechanisms.

Technical tools including RSI, MACD, and VWAP light the path through market volatility for measured entries and exits. The evolving battle of momentum is illustrated by patterns like triangles, flags, and head and shoulders. Unseen liquidity regions and stop-loss clusters weave a covert battlefield of false breakouts and market deception. Emotional discipline alongside quantitative tools sustains risk-reward harmony in the always-active crypto arena. Funding rates and open interest add layers of complexity that shape trade duration and cost dynamics. Trading decisions embody a calculated fusion of timing, probability, and confidence. Triumph requires fortitude, nimbleness, and ongoing strategic recalibration. Mastery develops through insight into market mechanics, not mere prediction.

*"The meme coin website described it as the "only official Trump meme". Its logo is a cartoon image of Trump raising his fist after surviving the attempted assassination in July 2024. A disclaimer said that the coin was "not intended to be, or the subject of" an investment opportunity or a security and was "not political and has nothing to do with" any political campaign, political office or government agency. The terms of the offering prohibit coin buyers from joining any class-action lawsuits against the project and assert indemnity against any claims. Trump promoted the coin on the night of its ICO while a "Crypto Ball" was underway. After its launch, its price soared by over 300% overnight."*



## Crypto Margin Calls and Liquidation Explained

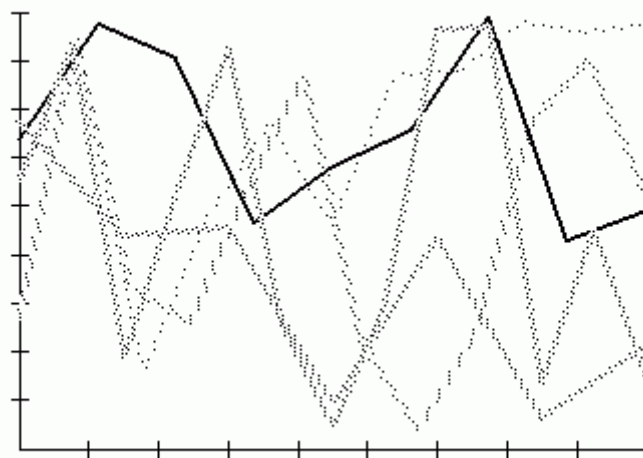
### How Do Candlestick Patterns Help in Analyzing Market Trends?

The market pulses with volatility waves, where every candle encapsulates trader sentiment and liquidity variations.

Futures amplify risk and reward, converting subtle price fluctuations into significant financial outcomes.

Traders rely on technical tools—EMAs to Ichimoku—to chart a course through complex order flow and fractal structures. Traders sift through volume spikes and divergence signals in momentum oscillators to identify confirmation patterns. Funding rates and stop-loss groupings craft unseen pressure networks that steer trade timing and execution. Risk management grounds every trade, balancing leverage risks with the imperative to preserve capital continuously. Fractal market cycles recur over time, compelling traders to remain vigilant constantly. Combining emotional regulation with technical signals builds strategies that resist deceptive breakouts and rapid reversals. Execution demands both speed and exactness, as milliseconds may tilt trades toward profit or ruin. This challenging environment demands the integration of adaptive skill, intuition, and knowledge for success.

*"TON Sites are accessible through compatible browsers and TON-enabled wallets, providing a seamless user experience for decentralized web applications. TON Proxy is a decentralized anonymity protocol that allows users and nodes to obfuscate their identities and traffic. Inspired by networks like Tor and I2P, TON Proxy supports the creation of privacy-preserving services such as decentralized VPNs and censorship-resistant applications. It offers advantages over traditional anonymity networks through its integration with the TON ecosystem, including Toncoin-based incentives for proxy operators and enhanced performance for TON-based services. TON Proxy also supports standard HTTP Proxy features for broader compatibility. TON Storage TON Storage is a distributed file storage system integrated with the TON blockchain."*



## Crypto Trading with Support Zone Analysis

### Can You Apply Stock Chart Patterns to Crypto Markets?

In the persistent surge of blockchain-driven markets, every tick lays bare fragments of unseen order and chaotic intent.

Trading develops in layers—spot positions hold portfolios firm, futures contracts raise conviction and risk. Bollinger Bands and VWAPs act as technical markers shaping decision points amid relentless price gyrations.

Leverage's dance meshes with margin calls, demanding quick adaptation or surrender. Behind breakouts and fakeouts, liquidity zones, stop hunts, and market maker strategies unfold. Chart formations transform into riddles, decoded using RSI divergences, moving averages, and volume clusters. Psychological resilience threads through noise, managing the balance between overtrading and patience. Seeking an asymmetric edge, optimizing trade entries and exits amid fractal market cycles. Mastery takes shape in the tension of impulse against correction. This place is more than numbers—it's the pulse of sentiment, structure, and timing aligning in a single moment.

*"The EFF also defended the Tornado Cash developers arguing that publishing open-source privacy tools is protected expression. The prosecution of Tornado Cash founder Roman Storm continues to be ongoing under the Trump Administration with chief legal officer of the crypto firm Variant stating, "This really is a vestige of the Biden administration's war on crypto," and that, "It's shocking the case is still moving forward." In 2024, the developers of Samourai Wallet, a Bitcoin privacy tool that uses Coinjoin to mix transactions, were indicted. Critics of this action argued that the government was using stopping criminal activity as a justification to instead target code as speech. 3D-printed guns In 2013, Cody Wilson and his group Defense Distributed published the CAD files for the Liberator, a 3D-printable gun. The U.S. State Department ordered him to remove the files, triggering a legal battle with Wilson arguing that the code constitutes protected speech. In the lawsuit, DD argued that it "believed, and continues to believe, that the United States Constitution guarantees a right to share truthful speech."*

### How to Use Crypto Trading Backtesting Software

#### Can RSI Oversold Be Trusted in a Bear Market?

In the relentless tempo of crypto market swings, traders read signals concealed in order flow and candle formations.

In futures markets, amplified opportunities come hand in hand with elevated risks, where leverage expands every fluctuation and margin calls are ever-present. Technical indicators—moving averages, Bollinger Bands, and volume profiles—focus chaotic price



movements into clear signals. The evolving market structure—shifting from higher highs to lower lows—charts the battle between buyers and sellers. Clusters of stop-loss orders and liquidity pools act as hidden frontlines for tactical battles in the market. The skill involves aligning risk-to-reward dynamics with discipline, sifting through noise to find genuine trends. Chart formations like flags, pennants, and double tops indicate impending shifts in momentum or reversals. Volatility measures and funding fees add depth to trading strategy, affecting position duration and sizing. Success in this turbulent arena relies on harmonizing analytical edge with psychological perseverance. Trading evolves into an ongoing calibration of strategy, timing, and adaptability.